



April 2023

Spoken Wheels

THE NEXT MEETING

General Meeting

The next meeting will be on Friday, April 28, 6:00 pm, Church of the Good Shepherd, 400 W. Duarte Rd., Arcadia. See "Important Notice" below.

MEETING PROGRAM

At this month's meeting two of our members, Bob & Patsy Harbicht, will be giving us a history lesson that goes all the way back to World War II. This is a personal story involving Patsy that we guarantee you've never heard before. Even though it's a history lesson, there will be no test afterward! So just relax and enjoy.



IMPORTANT NOTICE

It's Pot Luck time and we need your help

It has been awhile since we had a club Pot Luck dinner. One is scheduled for our next meeting. However, we need to know who is bringing what food to the next meeting.

The concept of a Pot Luck dinner is that everyone attending brings something to eat. If you want to eat - bring food to eat. We ask that you respond to our request by sending an email to Bea Fruchter indicating what you plan to bring. Click on this address which will start an email to Bea (beafru61@aol.com). Type in what you plan to bring and the number of people that are coming (you + ?).


Here are the food categories - bring enough for 10 servings.
1. Salad, 2. Entree, 3. Dessert, 4. Other - specify.

Please bring food for 10 - The club will provide the plates, eating utensils, napkins, cups and coffee. You need to bring appropriate serving utensils for your food contribution.

The food parade will start at 6:30 pm. You need to arrive at 6:00 pm so you can put your food on display.

PRESIDENT'S MESSAGE - MICKEY FRUCHTER

Thank you to our new comedians "Wickersham and Falabrino" who performed very well at our Santa Anita A's March Auction with their humor and money raising abilities. Thanks to our members who donated their auction items and to Nancy Stancil for arranging all kinds of pizza for everyone to enjoy. Bottom line, we all had a great time.



Last December the Nominating Committee approached me to run for the SAA's president: it would be my 6th time and I REALLY did not want the job. I was assured that the officers and Board Members would provide tons of support and that is exactly what has happened. They have stepped up and have done above and beyond the call of duty to help make our club something we can be proud of. Thank you, Board and club members.

I am looking forward to the CCRG Santa Maria Model A Jamboree on April 20 - 23, our pot luck dinner/meeting on April 28th and the Orange County Pancake Breakfast on April 30. It will be good to get out and have fun with our cars.

We've scheduled a "Ladies Learn to Drive a Model A" day for June 10, 2023. I feel it is a very important skill for our female members to have. The plan is to have a classroom lecture, where printed instructions will be handed out and then a "Hands On" drive around the parking lot. After that, the ladies will be treated to lunch at a local restaurant. They will also be awarded an official MAFCA patch stating "This Lady Drives a Model A". I really encourage our ladies to join.

We are also looking for a venue to reinstate our "Mom and Pops' Night Out" where we can have a meal and be entertained. If you have any ideas, contact me at my email mcfu@aol.com, or call (626) 797-2048.

Last, but not least.... "The Low End Boys" help our club members with getting their cars on the road. We are always looking for volunteers to help and learn the "tricks of the trade". If you are interested in joining us, please email me.

CALENDAR OF TOURS & EVENTS

April

- 28 - General Meeting - 6:30 pm, Church of the Good Shepherd,
400 W. Duarte Rd., Arcadia - Pot Luck dinner
30 - Orange County Pancake Breakfast, see page 4

May

- 4 - Mount Baldy Tour, see page 4
7 - Monrovia old home tour, see page 5
8 - Ladies Brunch, Annia's, 11:00 am- San Gabriel Valley Airport
(Call Bea Fruchter to confirm your participation 626-797-2048).
18 - Men's Breakfast, 9:00 am- Annia's, San Gabriel Valley Airport



BIRTHDAYS & ANNIVERSARIES

May Birthdays

- | | |
|-------------------------|----------------------|
| 2 - Joe Escandon | 16 - Jack Conway |
| 2 - Richard Morgan | 16- Bill Stoner |
| 3 - Chuck Mauch | 19 - Nancy Stoner |
| 2 - Martha Utter | 25 -Marianne Barrosa |
| 5 - Leroy Kehret | |
| 5 - Margaret Russell | |
| 6 - Howard White | |
| 7 - Cheryl Munns | |
| 9 - Sue Rogers | |
| 13 - Sandra Loe | |
| 13 - John Spielmann | |
| 16 - Chuck Boekennoogen | |

May Anniversaries

- 3 - Randy & Ruth Harper
4 - Richard & Jean Ware
15 - Dave & Deborah Galassi
19 - Mike & Andrea Plessner
20 - Leslie & Ann Pam
28 - Corky & Sharon Gray
29 - Richard & Toshiko Favela

NEW MEMBERS



Scott Nielsen

847-567-5300
2650 McNally Ave., Altadena, CA 91001
sctnielsen@aol.com
Joined November 2022 1929 Tudor



Richard Anderson

909-923-4522
2738 Lassen Ave., Ontario, CA 91761
Richard.vbw@outlook.com
Joined January 2023 1930 Std. Coupe



Anderson, Rich & Melanie

626-825-8921
265 Stedman Place, Monrovia, CA 91016
rcamja1@aol.com
Re Joined January 2023 1929 Town Sedan.



Gus & Alice Chavarria

926-512-4080 cell
2477 Jackson Ave., Rosemead, CA 91770
Chavarriaalice@yahoo.com
Re Joined January 2023 1930 Tudor Dlx.

2023 OFFICERS, BOARD & CHAIRS

OFFICERS

President:
Mickey Fruchter 818-512-2556
Vice President:
Bob Harbicht 626-484-4214
Secretary:
Warwick Nethercoat 818-979-1296
Treasurer:
Chuck Davies 323-788-4778

BOARD OF DIRECTORS

Carl Rogers 626-827-5984
Les Eddington 626-961-8209
Dino Falabrino 626-664-6065
Chris Wickersham 626-639-3141
Joe Wilson 818-730-0842

COMMITTEE CHAIRS

Activities:
Bob Moore 626-773-2806
Advertising:
Vacant
Fashion: Coordinator:
Susan Homet 909-360-3030
Ladies' Day:
Vicky Balmot 626-695- 5483
Carol Emanuelli 626-286-5267
Low End Boys:
Mickey Fruchter 626-797-2048
Chuck Davies 323-788-4778
Membership:
Randy Harper 626-357-6442

COMMITTEE CHAIRS continued

Merchandise:
Joe Wilson 818-730-0842
Raffle – Money
Bea Fruchter 818-807-7143
Refreshment Host:
Dino Falabrino 626-664-6065
Refreshment Sign-ups:
Nancy Sharp 626-359-1751
Restorer Articles:
Dennis Chapman 909-762-5654
Roster:
Joe Wilson 818-730-0842
Seminars:
Chris Wickersham 626-639-3141
Southern CA MAFCA Rep. (SCRG):
Marlin Perry 626-443-0638
Spoken Wheels:
Editor-Joe Wilson 818-730-0842
Proofer- Olive Moore 909-456-6935
Sunshine Lady:
Sue Chandler 626-898-3142
Technical Director:
Chris Wickersham 626-639-3141
TourMeister:
Vacant
Webmaster:
Eric Sandberg 818-330-9311

PUBLIC NOTICES

Sunshine Report - Sue Chandler - Miss Sunshine

- A sympathy card was sent to the family of Sally Baquet.
- A sympathy card was sent to Adele (Baquet) and Howard White.
- A sympathy card was sent to the family of Thurston LeVay.
- A get well card was sent to Don McBride who is recuperating from heart surgery.

Cookie Bringers -

Unknown

Photo Contributors -

Tom Endy, Joe Wilson, The Internet

PONDER THIS

Variation Law - If you change lines (or traffic lanes), the one you were in will always move faster than the one you are in now.

Law of Mechanical Repair - After your hands become coated with grease, your nose will begin to itch and you'll have to pee.

Law of Gravity - Any tool, nut, bolt, screw, when dropped, will roll to the least accessible place in the universe.

NEWS BITS


Club Member Thurston LeVay Passes

By Joe Wilson

We have just received word that long time SAA's member Thurston LeVay passed on March 29 at the age of 101.

Thurston and his wife, Ruth Ann, joined the Santa Anita A's in 1978. Thurston was president of the Santa Anita A's in 1988 and 1998.

Thurston's memorial service was held at the La Canada Presbyterian Church on Saturday, April 22 at 2:00 pm. All SAA's club members were invited to the service followed by a reception in the courtyard.



PAST TOURS & EVENTS

Auction Night

March 31

by Joe Wilson

It has been awhile since our last club auction, precovid if I recall correctly. We were entertained by a new found auctioneer, Dino Falabrino, assisted by Chris Wickersham and Bob Moore.

Things moved along quickly with almost every item sold by the time the auction ended at 9:07 pm, just past the designated closing time of 9:00 pm.

Pizza was served before the auction, procured by Nancy Stancil. She over estimated our member's appetite, leaving two boxes untouched. They were added to the auction table and Elaine Perry was the high bidder for both.



COMING TOURS & EVENTS

Orange County Pancake Breakfast

Sunday, April 30

by Joe Wilson

The famous Orange County Model A Club's Pancake Breakfast, which was to take place on Sunday March 19 was canceled and rescheduled for **Sunday, April 30**.



Some members will gather for a group drive to the park where the event is held. If you are interested in joining this group, here is what you need to do:

1. Get up really early.
2. Drive to the gathering point which is at the Lower Azusa on ramp to the 605 Freeway. The cars will be parked on the West side of the 605, prepared to enter the freeway heading South.
3. Be there in time for a departure at 6:30 am.
4. Because we won't know who is joining the group, we won't know who is late. So if you arrive after 6:30 am you will miss the group.

In past years we had a separate group that drove to the event by surface streets. This year we have not found anyone planning to drive there by surface streets. If you would like to create a surface street driving group contact Joe Wilson.



The Just About Annual Mt. Baldy Tour - Car Show and Lunch

Thursday, May 4, 2023

by Bob Moore

Yes, it's that time again for the short, all-surface street Model A trip to Mt. Baldy Lodge for lunch. We missed the tour in 2021 because of Covid. In 2022 we missed the Mt. Baldy part and had lunch at Royal Oaks Manor. Weather permitting, this year, we will return to Mt. Baldy. However, we will order off the menu since the Mt. Baldy Lodge no longer provides private group buffet lunches. The food is very good. Our day will start at 8:50 am at Royal Oaks Manor at 1763 Royal Oaks Drive North, Bradbury. Our cars will be the centerpiece of a car show for the retirement center residents. This is the National Day of Prayer, and the cars, drivers, and passengers will be blessed. Royal Oaks Manor will provide coffee and donuts.



At about 10:00 am we will depart for Mt. Baldy, a leisurely 26-mile drive. Once we make the turn onto North Mills Avenue in Claremont, there will be only one more traffic light to contend with. This is a great opportunity for new members to get their Model A's on the road and to meet other members. Many willing hands are available if your car has an issue. If you don't have a running Model A, drive a modern car.

On previous tours to Mt. Baldy, we had 20-25 Model A's participating. We hope to exceed that number this year. If you have any questions, call Bob Moore at 626-305-2427.

COMING TOUR & EVENTS

Monrovia Home Tour

by Joe Wilson

We have been invited to participate in the 39th annual Monrovia Historic Home tour. This popular tour was discontinued during the pandemic but is now offered again. The date is Sunday, May 7th.



As part of the event, the Horseless Carriage Club organizes a driving tour through Monrovia before visiting the homes.

We are going, by special invitation of the city of Monrovia, onto the lower Clamshell Truck Trail into the Monrovia Wilderness area. This road is never open to public vehicles. This will be a short run in the wilderness on this dirt road this year because of road damage due to all the rain.

After our driving tour through the wilderness area we will then visit all 5 of the historic homes included in the event. Because both we and our cars are old and add to the ambiance of the day, we will be given free passes to visit the homes and preferred parking at each location.

If you wish to participate in this event, it is necessary that you pre-register to obtain a name tag. Below is the information from the Horseless Carriage Club and instructions for participating.

Plan to meet at the home of Michael and Janene Khanchalian (320 Melrose Ave., Monrovia) by 8:30 am for donuts, coffee, tour guides, and name tags which serve as your home tour complementary tickets.

Please RSVP to Michael and Janene Khanchalian at mfkhanchalian@altrionet.com ASAP

We need to know:

- 1. What vehicle you will be driving*
- 2. Who the driver will be*
- 3. Who the passengers will be*

I need this information no later than Sunday, April 30, so that your tour tickets may be reserved. These will admit each of you to all the tour homes and museums at no cost to you.

MEETING MINUTES

General Meeting March 31, 2023

The meeting was held at Church of The Good Shepherd, United Methodist Church, Arcadia, CA.

At 6:30 pm before the meeting, there was pizza and beverages offered to all the members present.

Announcements:

- At 7:00 pm Chris Wickersham provided a brief description of certain choice items for sale at the upcoming auction.
- At 7:10 pm Mickey Fruchter brought the meeting to order and asked Chuck Davies to conduct the salute to the flag.
- Mickey provided a brief outline of upcoming tours and events.
- There was a motion passed to go directly to the club auction.

Program:

- This meeting's program was the Annual Club Auction. It was conducted by Dino Falabrino, with assistance from Chris Wickersham and Bob Moore.
- At 7:07 pm Chris Wickersham introduced Dino Falabrino and the auction began.
- With the auction completed, the meeting was adjourned at 9:05 pm.

Respectfully submitted.

Warwick Nethercoat, Secretary

NEWS BITS

Time To Get Social

Ladies, you are invited on the second Monday of every month to meet and eat at the Santa Anita A's lady's brunch. There you can talk about everything except Model A's. They meet at Annia's, 11:00 am, in the San Gabriel Valley Airport. (Call Bea Fruchter to confirm your participation 626-797-2048).



Men, you are invited on the third Thursday of every month to meet and eat at the Santa Anita A's men's breakfast. There you can do some serious tire kicking. They meet at 9:00 am at Annia's, San Gabriel Valley Airport. Tire kicking starts earlier.



A BLT Banner Day

by Tom Endy

Another banner day was observed by the BLT Guys organization with the installation of a Mitchell overdrive in a 1928 Tudor owned by Jeff Headley, who lives in Carson City, Nevada. The car was brought down on a trailer and the installation took place at Tom Endy's house on Saturday, March 25, 2023. We began the effort at 8:30 am and were finished by 1:00 pm.

The car does not have a body on it, or an engine in it. It also had a Borg Warner overdrive installed, and it has hydraulic brakes. We were not able to road test it, but all appeared to be done correctly and Henry Ford and Steve Mitchell would have been proud. The owner made a \$500 donation to the Model A Youth Restoration Award program.

There were several show stoppers that had to be overcome. When we removed the Borg Warner and pulled the pinion assembly, we discovered that whoever had installed the Borg Warner had welded the nut onto the end of the stub shaft. We had to grind the nut off. We also found the pinion bearings and double race were in rough shape and they had to be replaced and the preload reset.

When we were finished with the overdrive installation the car was loaded back on the trailer and Jeff took the car up to Chris Wickersham's shop in Pasadena where a Burtz engine will be installed.



Jeff Headley and his 1928 Tudor project car before the Mitchell overdrive installation began. The existing Borg Warner overdrive can be seen installed in the car.

New 2023 Santa Anita A's Roster

by Joe Wilson


The new 2023 Santa Anita A's club roster has been printed and is now available.

Your personally engraved copy with your name on it will be made available at the next club meeting (Friday, April 28). As in previous years, you will be invited to select your personal copy from a "tub" where they are carefully filed in alphabetical order by your family name.

Distribution of the rosters will be accomplished in two ways. The preferred method is for you to pick up your roster by attending the club meeting on April 28.

The alternative is for someone to deliver it to your home. We have been recruiting delivery people from downtown Los Angeles. Deliveries will take place sometime between 10:00 pm and midnight, weekdays, Monday through Friday.

Avoid the hassle, come to the April 28 club meeting, pick up your roster and enjoy the potluck dinner..

**Extra Rosters Available**

by Joe Wilson

Those of you that have more than one car, Model A or modern, may want to have a Roster in all of their cars.

Additional rosters are available and may be purchased in exchange for one two dollar bill. If you are short of two dollar bills, two one dollar bills will do. But, not eight quarters or 200 pennies.

How Do You Do What?

By Joe Wilson


Whether you are doing some simple maintenance on your Model A or some serious component rebuilding, there is a wealth of information available on the Santa Anita A's website. There you will find a series of technical articles written by Chris Wickersham, our Technical director. The website also houses Tom Endy's extensive library of technical articles.

In this issue I have included an article by Tom Endy that was printed in the Restorer Magazine. This is an example of the information available to you. The article gives a detailed report on the procedure for installing a Mitchell overdrive.


The website address is (www.santaanitaas.org). Just click on this address to access the website.

Mitchell Overdrive Installation


By Tom Endy
Westminster, California



A suitable and safe spring spreader.



#1. The rear axle assembly is removed from the car and readied for the Mitchell install. It is not necessary to remove rear wheels, brake drums, backing plates, and rear radius rods.



#2. Close up view. The torque tube is to be removed by removing the safety wire and the six mounting bolts. Remove the speedometer drive assembly and the snap ring in front of the speedometer drive gear before pulling the torque tube off. The torque tube, drive shaft, and the speedometer drive gear assembly will not be used with the overdrive. Speedometer operation will be obtained at the output gear of the overdrive. An extension speedometer cable is supplied with the Mitchell overdrive that will connect to the existing speedometer cable.


This series of 23 photos and comments provides an aid to the installation of a Mitchell overdrive in a Model A Ford.

A Mitchell overdrive can be installed in a Model A without completely disassembling the rear axle assembly. If the Model A is a good running car with no rear axle assembly issues, the installation can be accomplished in about six hours with the help of four willing workers.


The photos in this article show a rear axle housing with wheels, brake drums, backing plates, and rear radius rods removed. However, none of these need be removed to accommodate the installation of a Mitchell overdrive.

The first task is to remove the rear axle assembly from the car. A suitable spring spreader should be used. Once the spring has been spread, the shackle bolts are removed. The spring and spring spreader are left installed under the car until the rear axle assembly with the Mitchell overdrive connected to it is ready for reinstallation. This is the safe method of going about the task of removal. Pulling the rear axle assembly from the car with the spring attached to it is unsafe. The center bolt holding the spring leafs together was never meant to hold the amount of tension packed into the rear spring. Should it come apart, it could inflict serious injury.


Rear wheels, brake drums, backing plates, and rear radius rods need not be removed. Draining of the oil from the banjo is also not required. Place the car on suitable jack stands before beginning the task of removing the rear axle assembly. Follow the normal procedure for removing a rear axle assembly from a Model A.




#3. The torque tube has been removed exposing the drive shaft.




#4. Close up view. The drive shaft and pinion gear assembly is to be removed without destroying the pre-load on the pinion bearings. The use of a drive shaft puller is required. Do not loosen the two large nuts as it will destroy the pre-load.




#5. The drive shaft puller tool is installed. It will pull the drive shaft and pinion assembly out of the banjo with the pre-load intact and not disturbed as long as the two large nuts are not loosened.



#6. Close up view of attached drive shaft puller tool.




#7. A socket wrench is used to operate the drive shaft puller tool. Tighten each of the four bolts evenly.




#8. The drive shaft and pinion gear assembly have been removed from the banjo. If the rear radius rods were still installed, they can be supported in the front with a jack stand to keep the banjo flange horizontal to prevent oil from spilling out.




#9. Close up view of the banjo with pinion removed. Oil in the banjo does not have to be drained.



#10. The removed drive shaft with pinion assembly is clamped in a vice and the puller tool removed.



#11. Close up view before puller tool is removed. The four nuts and bolts holding the clamping device to the drive shaft are to be loosened and the device slid off the drive shaft.



#12. Close up view of the individual parts of the drive shaft puller tool.




#13. The pinion gear and bearing assembly is ready to be removed from the drive shaft.



#14. Close up view. The cotter pin is to be removed and the nut backed off about 1/8". (Note that one leg of the cotter pin is bent over the end of the drive shaft. This should never be done as it may interfere with the rotation of the ring gear carrier. The correct method is to bend both legs of the cotter pin down along the side of the nut.)



#15. A flywheel puller and a backing device are used to remove the pinion assembly from the drive shaft. Tighten the puller sufficiently and tap the end of the puller with a hammer. Continue tightening and tapping until the pinion breaks loose from the taper on the drive shaft.




#16. The pinion assembly has been removed from the drive shaft with the existing pre-load still intact.




#17. The Mitchell stub shaft is inserted into the pinion in place of the drive shaft. Torque the 15/16" hex nut to a nominal 100 foot-pounds.



#18. The pinion gear assembly with the Mitchell stub shaft installed is re-inserted into the banjo using a tool made from a cut off torque tube. Tighten the six nuts evenly while rotating the stub shaft to engage the pinion gear with the ring gear. Continue tightening until the pinion assembly is fully seated.




#19. Close up view of installed pinion assembly and Mitchell stub shaft.



#20. Rear axle assembly with Mitchell stub shaft installed is ready for the overdrive assembly to be installed. Install the spline coupler on the end of the stub shaft splines before installing the overdrive unit.



#21. The Mitchell overdrive installation is complete and the rear axle assembly is ready to be installed back in the car.



#22. A slot will need to be cut in the floorboard to accommodate the Mitchell shifting lever. Make a cardboard template to accurately locate the positioning of the slot.



#23. The Mitchell shifter is located behind and to the right of the standard shifter. Shift it forward and you are in overdrive. Shift it backwards and you are out of overdrive. The overdrive can be used in any gear and is particularly beneficial in second gear-overdrive when driving in mountainous terrain.

To facilitate installation of the rear axle assembly in the car, make sure the Mitchell overdrive gearing is engaged. There is a neutral position. Move the Mitchell shifting lever into either gear position. This will allow a means to rotate the Mitchell input shaft for alignment with the splines of the U-joint.

Refer to the instructions in the Mitchell document supplied with the overdrive for installation and adjustment of the shifting linkage and routine maintenance and servicing.

NEWS BITS - MORE

Free

Model A Torque Tubes & Drive Shafts

Tom Endy has accumulated a large quantity of torque tubes & drive shafts as a result of his overdrive installations. They are rapidly multiplying on their own and must go.

Contact Tom Endy 714-943-4555

FOR SALE

For Sale

1930 Model A Coupe

Partial restoration started on drive train and Chassis.
Body off. Have 95% of parts.

\$5,000 or best offer.

Call Richard at 909-201-6398

For Sale

GEAR SHIFT ROD

New, still in box
Purchased from Snyder's
Part # A-7210 Model Year 28-31
Current new price \$67.95 EA
This chrome plated gear shift lever
will fit all of the A's.



Price - Best offer.
Dick Canzoneri, 626 305-2410



Valley Brake and Wheel

Family owned & operated since 1961
70+ years servicing Model A Fords

Richard Anderson

12133 Valley Blvd. Tel. (909) 215-6398
El Monte, CA 91732 Fax. (626) 444-1204

For Sale


Parade Ready 1930 Model A Phaeton

Yes, this is Jim Frick's candy red car with black fenders, black upholstery and a removable black top.

The car has a new 12 volt battery and an alternator, otherwise is pretty much stock. A reliable first time starter if it has been running within a few days. It is a right hand drive car which gives it even more uniqueness. It is easy to learn how to drive and a good conversation piece.

Asking \$25,000 or best offer.

Call Jim's cell at 626-733-0369.



For Sale

Police Car



The Police Car is displayed as a "Barn Find" at shows and Police events. It has a balanced motor with original high compression Police Head marked with a "B", a 32 distributor with mechanical advance, 12 volt system with alternator. Halogen heads lights, V/8 clutch, 39 transmission, B/W overdrive, fresh brakes and all police equipment as a police car would have.

Asking \$13,500 cash. 310-837-3026.

Steve Newton Culver City

Also, I will be having a Model A parts yard sale later in the year but if any member needs something they can give me a call. Maybe Hot Rod stuff.

"Kool-Feet"
 INSULATED MUFFLER SHIELD
 77 DEGREES OF HEAT REDUCTION
 Heavy Duty Construction
 \$79.95
 Leslie Pam (310) 275-3836
 LAKOOLP@pacbell.net

 **NATIONWIDE**
 AUTO TRANSPORT
"Treating Your Vehicle Like Our Own"
1-800-689-6498

AL BACKES
 POMONA
Glass Co.
 AL BACKES
 OWNER
 909.816.5055
 FAX/MSG: 909.622.3207
Specialists in Antique Auto Glass

The World's Largest Selection of 1909-31 Ford Parts
Snyder's
ANTIQUE AUTO PARTS
 12925 Woodworth Rd. • New Springfield, OH 44443
 Toll Free Ordering (888) 262-5712
 or FAX (888) 262-5713
 Order On-Line @ www.snydersantiqueauto.com
 **FREE Fully Illustrated CATALOG**
 \$10.00 outside the U.S., Canada, & Mexico

1909-48 Ford Parts & Accessories
 Serving You since 1962
800.242.6491
www.gaslightauto.com
 Urbana, Ohio 43078
Gaslight Auto Parts

Mike's "A" Ford-able Parts
Mike Butcher
 124 Model A Drive, Maysville, GA 30558
 email: mike@mikes-afordable.com - www.mikes-afordable.com
 Fax: 706 652 2492 - Phone: 706 652 3866
 1 888 TRY MIKE (879 6453)

Specialising in 1928 - 1931 Model A Ford Parts

SEATBELTS
www.buckle-up.net
 714-870-7920
 Fax 714-870-5715
 1889 W. Commonwealth Ave. #N
 Fullerton, CA 92833

 **Bert's Model "A" Ford Center**
 2767 S. Tejon, Englewood, CO 80110
 ph# 303-293-3673 or 800-321-1931
 email address - parts@modelastore.com
www.modelastore.com
We buy and sell original and reproduction Model A Ford parts!

 **EGGE**
 Obsolete Engine Parts
 800-866-3443
 562-945-3419
 Fax: 562-693-1635
 info@egge.com
 egge.com
 11707 Slauson Ave., Santa Fe Springs, CA 90670-2217

Mm MITCHELL MANUFACTURING
Steve & Cyndi Mitchell
Mitchell MFG.
 530-458-4500 800-859-2088
www.mitchelloverdrivemfg.com

 MODEL A FORD
 SYNCHRONIZED-TRANSMISSION FORD OVERDRIVES/UNDERDRIVES
 VINTAGE CAR OVERDRIVES 1928-1948
 P.O. Box 925 1157 Parker St. Colusa, CA 95932

Spoken Wheels is the monthly publication of the Santa Anita A's based in Arcadia, California. The organization is dedicated to the restoration, preservation and enjoyment of the Model A Ford. It is a chapter of the national organization, MAFCA (Model A Ford Club of America). Meetings are held on the last Friday of most months at the Church of the Good Shepherd, 400 W. Duarte Rd., Arcadia, California. Address: PO Box 660904, Arcadia., CA 91066. Website: www.santaanitaas.org



Read the newsletter and sign up for everything

Model A Ford Club of America

Santa Anita A's is a chartered member of the Model A Ford Club of America (MAFCA). It is a California not-for-profit corporation and a national historical society dedicated to the restoration and preservation Of Model A Ford vehicle as manufactured from 1928 through 1931. We encourage our SAA members to also participate in the MAFCA organization. Check out their website. It contains a wide variety of information about the organization, activities, technical references and instructions on how to join the organization. (www.mafca.com)



PO Box 660904
Arcadia, CA 91066

